








OETQ Student Survey 3-5 Pre 2010 EWITT




1. I have been told about the study and I know why it is being done and what to do. I know that I do not have to do it if I do not want to. If I have questions I can ask my teacher. I know that I can stop at any time.			
		Response Percent	Response Count
I understand and will begin the survey.		100.0%	34
I would rather not do it.		0.0%	0
	answered question		34
	skipped question		0




2. Where do you go to school?			
		Response Percent	Response Count
IS 53		0.0%	0
IS 109		0.0%	0
IS 137		0.0%	0
IS 192		0.0%	0
IS 210		0.0%	0
IS 226		0.0%	0
IS 238		0.0%	0
MS 202		0.0%	0
<b>PS 42</b>		<b>100.0%</b>	<b>34</b>
PS 197		0.0%	0
PS 223		0.0%	0
PS/IS 116		0.0%	0
PS/IS 225		0.0%	0
Al-Ihsan Academy		0.0%	0
August Martin HS		0.0%	0
Beach Channel HS		0.0%	0
Business Computer Application HS		0.0%	0
Christ Lutheran School		0.0%	0
Devine Mercy Catholic Academy Elementary and Middle School		0.0%	0
Far Rockaway HS		0.0%	0
Grace Lutheran Day School		0.0%	0
John Adams HS		0.0%	0
Richmond Hill HS		0.0%	0






St. Francis De Sales School		0.0%	0
St. Joachim and Anne		0.0%	0
St. Joseph's Parish Day		0.0%	0
St. Rose of Lima School		0.0%	0
Other		0.0%	0
other school (please specify)			2
	<b>answered question</b>		<b>34</b>
	<b>skipped question</b>		<b>0</b>



3. What grade are you in?			
		Response Percent	Response Count
3		0.0%	0
4	<div><div></div></div>	100.0%	34
5		0.0%	0
	<b>answered question</b>		<b>34</b>
	<b>skipped question</b>		<b>0</b>


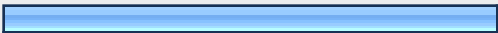
4. How often do you use your computer at home for homework?			
		Response Percent	Response Count
I don't have a computer at home		17.6%	6
<b>I don't use my home computer for homework</b>		<b>35.3%</b>	<b>12</b>
A few times a year		11.8%	4
About once a month		0.0%	0
About once a week		11.8%	4
Almost every night		23.5%	8
		<b>answered question</b>	<b>34</b>
		<b>skipped question</b>	<b>0</b>



5. Compared to last year, this year my teachers are using computers...			
		Response Percent	Response Count
less		14.7%	5
<b>about the same amount</b>		<b>47.1%</b>	<b>16</b>
more		38.2%	13
		<b>answered question</b>	<b>34</b>
		<b>skipped question</b>	<b>0</b>



6. Compared to last year, this year students in my grade are using computers...			
		Response Percent	Response Count
less		15.2%	5
about the same amount		51.5%	17
more		33.3%	11
answered question			33
skipped question			1



7. During this school year, how much time per week did you spend using computers in your class(es)?			
		Response Percent	Response Count
Not at all		11.8%	4
Once a week		58.8%	20
2 times a week		11.8%	4
3 or 4 times a week		14.7%	5
Every day		2.9%	1
answered question			34
skipped question			0



8. During this school year, I typed up reports and assignments.			
		Response Percent	Response Count
Yes		31.0%	9
No		69.0%	20
answered question			29
skipped question			5



9. During this school year, I made spreadsheets and graphs.			
		Response Percent	Response Count
Yes		24.1%	7
No		75.9%	22
		<i>answered question</i>	29
		<i>skipped question</i>	5



10. During this school year, I used blogs to communicate with other students and teachers			
		Response Percent	Response Count
Yes		20.7%	6
No		79.3%	23
		<i>answered question</i>	29
		<i>skipped question</i>	5

11. During this school year, I did research on the Internet for a report or assignment.			
		Response Percent	Response Count
Yes		58.6%	17
No		41.4%	12
		<i>answered question</i>	29
		<i>skipped question</i>	5



12. During this school year, I made a PowerPoint presentation.			
		Response Percent	Response Count
Yes		10.3%	3
No		89.7%	26
<i>answered question</i>			29
<i>skipped question</i>			5

13. During this school year, I used the computer to make a graphic novel.			
		Response Percent	Response Count
Yes		10.3%	3
No		89.7%	26
<i>answered question</i>			29
<i>skipped question</i>			5



14. During this school year, I took a test on the computer.			
		Response Percent	Response Count
Yes		96.6%	28
No		3.4%	1
<i>answered question</i>			29
<i>skipped question</i>			5



15. During this school year, I used a computer program to improve my study skills or learning skills.			
		Response Percent	Response Count
Yes		75.9%	22
No		24.1%	7
<b>answered question</b>			<b>29</b>
<b>skipped question</b>			<b>5</b>



16. During this school year, I made or listened to a podcast.			
		Response Percent	Response Count
Yes		3.4%	1
No		96.6%	28
<b>answered question</b>			<b>29</b>
<b>skipped question</b>			<b>5</b>










17. During this school year, I made or edited a webpage or worked in a web environment, like a wikispace.			
		Response Percent	Response Count
Yes		6.9%	2
No		93.1%	27
<b>answered question</b>			<b>29</b>
<b>skipped question</b>			<b>5</b>



18. This school year, I collected data using equipment that go with the computer, like probes or PDAs.			
		Response Percent	Response Count
Yes		6.9%	2
No		93.1%	27
<i>answered question</i>			29
<i>skipped question</i>			5

19. This school year, I made or edited a video or movie.			
		Response Percent	Response Count
Yes		13.8%	4
No		86.2%	25
<i>answered question</i>			29
<i>skipped question</i>			5

20. During the past school year, I created or contributed to a web-based map or timeline.			
		Response Percent	Response Count
Yes		3.4%	1
No		96.6%	28
<i>answered question</i>			29
<i>skipped question</i>			5

21. In which subjects do you use technology. (Check all that apply)			
		Response Percent	Response Count
Math		55.2%	16
Sciences		41.4%	12
English Language Arts		55.2%	16
Social Studies		3.4%	1
Art		3.4%	1
Music		3.4%	1
Physical Education/Gym		0.0%	0
ESL or ELL		6.9%	2
Computer Class		51.7%	15
Multi-Media		0.0%	0
None of the Above		6.9%	2
Other (please specify)			1
		<b><i>answered question</i></b>	<b>29</b>
		<b><i>skipped question</i></b>	<b>5</b>

22. Do you know how to use the following equipment, applications or web sites?			
	Yes	No	Response Count
Digital camera or video	66.7% (22)	33.3% (11)	33
Audacity or GarageBand	12.1% (4)	87.9% (29)	33
iMovie or Movie Maker	21.2% (7)	78.8% (26)	33
Wikispaces	27.3% (9)	72.7% (24)	33
Teacher/Classroom Blogs	18.2% (6)	81.8% (27)	33
Comic Life	21.2% (7)	78.8% (26)	33
	answered question		33
	skipped question		1

23. How much do you agree with these statements?					
	I agree	I'm not sure	I disagree	Rating Average	Response Count
I am able to learn more when I use computers in my school.	62.5% (20)	21.9% (7)	15.6% (5)	1.53	32
I work harder on my assignments when I am using a computer.	51.5% (17)	18.2% (6)	30.3% (10)	1.79	33
I would be a better student if I got to use technology more in school.	40.6% (13)	34.4% (11)	25.0% (8)	1.84	32
Teachers in this school know a lot about how to use computers to help students learn more.	62.5% (20)	28.1% (9)	9.4% (3)	1.47	32
There are enough computers in my school for students to use for their schoolwork.	16.1% (5)	25.8% (8)	58.1% (18)	2.42	31
I am using computers in my class (es) in ways that other students in this school are not.	21.9% (7)	37.5% (12)	40.6% (13)	2.19	32
I have shown other students how to do things with computers.	56.3% (18)	15.6% (5)	28.1% (9)	1.72	32
I have shown a teacher how to do things with computers.	12.1% (4)	18.2% (6)	69.7% (23)	2.58	33
I use computers more in my class (es) than other students in this school	12.9% (4)	54.8% (17)	32.3% (10)	2.19	31
	answered question				33
	skipped question				1